

1936 Ford Woody Wagon

2646713



RESTORATION RECEIPTS/LOWREY'S	
1936 FORD WOODY WAGON	
DATE	INV AMOUNT
10/25/07	\$1,119.00
05/05/08	\$6,426.00
05/26/09	\$10,210.00
06/22/09	\$13,480.00
07/21/09	\$10,929.00
08/21/09	\$7,921.00
10/05/09	\$10,650.00
10/26/09	\$8,316.00
11/25/09	\$10,758.00
12/22/09	\$5,085.00
02/01/10	\$4,448.00
06/06/11	-\$7,200.00
08/02/11	-\$7,200.00
08/11/11	\$3,050.00
09/29/11	\$3,000.00
11/01/11	\$8,850.00
08/09/12	\$9,071.00
09/14/12	\$7,340.00
03/25/13	\$3,671.00
05/20/13	\$6,643.00
10/02/13	\$8,020.00
11/27/13	\$12,177.00
05/20/14	\$4,435.00
	\$141,199.00

DEPOSIT
DEPOSIT



LOWREY'S AUTO RESTORATION

183 School Street - Tilton, NH 03276

603-286-7488 Fax 603-286-3356

May 20, 2014

1936 FORD WAGON - #2
Tiburon, CA 94920

4-18-14 through 5-14-14

LABOR

LABOR on '36 CONV.

Adjust front end angle. Tighten steering knuckles to shafts. Nut and bolt front and rear end. Replace nuts on crossmember with low profile nuts. Remove starter. Tap bolt holes to bell housing plate. Install new starter. Check operation. HRS. 5.0

4/18/14

Work on starter. Remove, inspect. Replace with rebuilt unit. Set tire pressures. Check all lights. Check all fluids. Clean up under hood / engine bay. Touch up paint, wax, etc. Work on brake adjustments. Work on headlamp grounding and adjustments. Work on wiper operation. HRS. 8.5

4/21/14

Reassemble wiper motor. Reinstall with all trim. Work on brake adjustment. Seat passenger door hinge pins. Cut rear spring center bolts to length. Work on exhaust leak. Drill for cotter pins. Clean and install & fit rear wishbone to axle tube mounts. Install brake pedal return spring. HRS. 8.5

4/22/14

Refit crossover pipe for exhaust. Work on brake adjustment. HRS. 3.5

4/29/14

Install hub cap for spare tire. Lengthen wiper arm and install. HRS. 1.0

5/2 & 5/5/14

5/2 - Work on brake adjustment. Pull out spark plugs. Order new plugs.(1 hr) HRS. 2.0

5/5 - Tap out spark plug holes. Gap & install spark plugs. Adjust idle jets. Check cylinder.(1 hrs)

5/7/14

Start detailing engine bay. Start cleaning / detailing undercarriage. Refit exhaust pipe to muffler inlet. HRS. 4.5

5/8/14

Nut and bolt chassis. Wax undercarriage. HRS. 6.0

5/9/14

Touch up paint undercarriage. Clean and wax inner and outer fenders, hood and sides, spare tire cover, etc. HRS. 8.5

5/12/14

Touchup paint under hood, tailgate braces, door jambs, etc. Clean whitewalls and running boards. Grease doors. HRS. 3.0

5/14/14

Loosen front spring perch u-bolts and center bolt. Grease spring leaves. Final detailing. HRS. 1.5

1955 CHEVY BELAIR

7-1-13 Adjust and secure driver's side exhaust pipe. Insulate park brake linkage under car. Clean trans & apply sealer to side cover edges. Lube rear spring shackles. HRS. 3.0

TOTAL HOURS LABOR : 55.0

Thank you,

Jim Lowrey

LABOR : \$3,575.00

TOTAL from PARTS & MATERIALS INVOICE : \$860.00

TOTAL DUE : \$4,435.00



LOWREY'S AUTO RESTORATION

183 School Street - Tilton, NH 03276

603-286-7488 FAX 603-286-3356

LOWREY'S AUTO RESTORATION

183 SCHOOL STREET

TILTON, NH 03276

603-286-7488

FAX 603-286-3356

www.lowreysautorestitution.com

November 27, 2013

Tiburon, CA 94920

1936 WAGON #2 - UPHOLSTERY & CHROMEWORK

Progress Billing 10-24-13	\$ 1,000.00
Ship Parts to Upholstery	\$ 16.00
Shipping - Leather to Upholstery Shop	\$ 55.00
Black Rubber Vinyl Matting	\$ 210.00
Hidem	\$ 4.00
Materials - Padding for Seats, Windlace, Panel Board	\$ 438.00
Top - Labor	\$ 2,376.00
Trim, Carpet and Upholstery	\$ 7,788.00
Transport From Upholstery Shop	\$ 195.00
Fuel	\$ 40.00
Spare Tire Cover, SS, Buffed	\$ 55.00
TOTAL	\$ 12,177.00

CREDIT (Upholstery Down Payment) - \$ 2,000.00

TOTAL DUE \$ 10,177.00

Thank you,

Jim Lowrey



LOWREY'S AUTO RESTORATION

183 School Street - Tilton, NH 03276

603-286-7488 Fax 603-286-3356

October 2, 2013

1936 FORD WAGON - #2
Duron, CA 94920

5-20-13 through 10-1-13

LABOR

5/21/13

Replace coolant temp gauge unit. Re-install wiper motor, trim panel, windshield garnish molding, driver's door wood trim. Remove generator for rebuilding. Swap battery in. HRS. 3.0

5/23/13

Work on mirror fit. Drill floor in trans tunnel for bolts to frame. Install rubber insulation between floor and frame. Install bolts. Reposition floor. Install new battery and hold down. Touchup paint frame and center floor as needed. HRS. 5.5

7/1/13

Reinstall generator, generator fan. Drain water from cooling system. Refill with 50/50 anti-freeze mix. Start engine. Check charging, etc. HRS. 3.0

~

Deliver to Upholstery HRS. 3.0

TOTAL HOURS LABOR : 14.5


LABOR : \$899.00

TOTAL from PARTS & MATERIALS INVOICE : \$7,121.00

TOTAL DUE : \$8,020.00

Thank you,

Jim Lowrey



LOWREY'S AUTO RESTORATION

183 School Street - Tilton, NH 03276

603-286-7488 Fax 603-286-3356

May 20, 2013

1936 FORD WAGON - #2
Tiburon, CA 94920

4-29-13 through 5-15-13

LABOR

4/29/13

Install windshield seal. Work on car throttle linkage.

HRS. 1.0

4/30/13

Install windshield, dash. Wire all dash components. Repair temp sender line for gauge & install. Install windshield header panel, driver's door head trim piece. Disassemble carb from base. Paint base & reassemble. Bend, cut & install choke rod. Drill, tap & install set screws for choke pull & throttle pull. Stamp & install body number tag to firewall.

HRS. 8.5

5/1/13

Add oil and zinc additive. Add trans fluid. Add lube to differential. Work on windshield garnish molding. Install wood to windshield pillar inner channel. Re-route wiper hose in pillar. Drill new holes for header panel wood, A pillars & top of door corner. Trim/fit header to driver's side door / wood. Check/clean battery ground. Add water to coolant. Start engine & monitor. Adj. carb.

HRS. 8.0

8/2/13

Finish windshield trim/garnish molding installation. Retorque hood bolts. Install radiator splash shield. Check exhaust manifold bolts & clamps. Tighten headlight stanchions. Check headlight fuse - add ground to gauge panel, bypass dash switch. Work on dash light wiring crimping. Replace dash lamp bulb. Check all lights - ok. Install spare tire cover. Work on front seat frame, rear seat brackets. Fit all seats except front seat back cushion.

HRS. 8.5

5/3/13

Fit driver's seat back to body, drill & mount. Install hand throttle lever to carb, cut & install rod to dash / carb. Nut & bolt body. Test drive (driveway). Begin brake and clutch adjustments.

HRS. 8.5

5/6/13

Work on brake adjustment. Work on windshield upper trim bow - external. Fit driver's door upper wood to frame. Tighten pass. mirror hinge. Install front bumper. Change out amp gauge - trace no charge to generator. Adjust driver's door handle position. Adjust steering box & steering wheel.

HRS. 8.5

5/7/13

Work on rain gutters and windshield upper trim bow band. Fit wood to body.

HRS. 3.0

5/8 & 5/9/13

5/8 - Install magnet for glove box lid. Make and install plate for magnet. Install hub caps and center caps. Touch up paint wheel rims.(3 hrs)

HRS. 5.0

5/9 - Work on wipers.(2 hrs)

5/10/13

Worker 1 : Work on wipers, battery, etc.(4 hrs)

HRS. 6.0

Worker 2 : Bodywork top front of roof. Remove drip moldings.(2 hrs)

5/13/13

Worker 1 : Reassemble wiper motor. Charge new battery.(1 hr)

HRS. 9.5

Worker 2 : Sand and bodywork drip rails and windshield post. DP seal and paint drip rails and front roof rail. Blend in windshield post.(8.5 hrs)

5/15/13

Wet sand and buff over body. Polish and wax body. Put drip rails onto body. Spot touch-up over body. HRS. 8.5

TOTAL HOURS LABOR : 75.0

LABOR : \$4,650.00

TOTAL from PARTS & MATERIALS INVOICE : \$1,993.00

TOTAL DUE : \$6,643.00

Thank you,

Jim Lowrey



LOWREY'S AUTO RESTORATION

183 School Street - Tilton, NH 03276

603-286-7488 Fax 603-286-3356

March 25, 2013

1936 FORD WAGON - #2
Tiburon, CA 94920

9-20-12 through 3-6-13

LABOR

9/20/12

Remove r. fender. Shave lower forward bottom corner to clear fender. Sand and seal bare wood. Re-install and adjust. Work on headlight rims. HRS. 8.5

3/4/13

Worker 1 : Sand steering wheel, horn button and steering column. Tape off and paint.(5.5 hrs) HRS. 13.0

Worker 2 : Clean & install speedo drive to driveshaft including removal of floorboards & inst. hand brake, seal bezel. Make steering column to toe board trim plate & paint. Mount frt license plate. Sandblast & fill holes in ashtray. Inst. glove box & door. Inst. dash board waterfall & ashtray bezel. Work on speedo gauge & amp gauge cluster. Measure & inst. col. drop.(7.5 hrs)

3/5/13

Worker 1 : Assemble speedometer. Install in dash. Remove & repair amp gauge, bracket, etc. Reassemble & install. Reassemble, clean, install dash light switch. Install cigar lighter socket. Buff 1 headlight rim. HRS. 9.0

Clean & inst. lenses, clips, reflectors, etc. Test fit lower radiator splash shield, rear gravel shield, etc.

Remove left taillamp. Install rear plate bracket. Install grill emblem.(8 hrs)

Worker 2 : Wet sand and buff dash.(1 hr)

3/6/13

Install rear gravel shield with welting. Make & inst. ground wires for taillamps. Loose mount dash to set steering box angle. Install steering column tube. Replace upper column bushing. Secure steering box to frame. Clean contacts & assemble horn button. Trim spring etc. to horn/lamp in column. Install spring, tang and retainer for light switch. HRS. 8.5

TOTAL HOURS LABOR : 39.0


LABOR : \$2,418.00

TOTAL from PARTS & MATERIALS INVOICE : \$1,253.00

TOTAL DUE : \$3,671.00

Thank you,

Jim Lowrey



LOWREY'S AUTO RESTORATION

183 School Street - Tilton, NH 03276

603-286-7488 Fax 603-286-3356

September 14, 2012

1936 FORD WAGON - #2
Tiburon, CA 94920

8-9-12 through 8-27-12

LABOR

8/9/12

Worker 1 : Work on brake adjustments. Paint and install shock links. Work on alignment.(2 hrs) HRS. 9.5
Worker 2 : Paint taillight brackets, air cleaner, taillight wire covers, interior header panel, radiator braces, fender braces and door latches.(7.5 hrs)

8/10/12

Assemble small components for tailgate doors - latches, strikers, bumpers, etc. Mount taillights and stands. Run harnesses and make extensions. Mount radiator. HRS. 8.5

8/13/12

Modify r.s. mirror bracket. Install l & r mirrors, frt fender brackets, rr fender bracket. Paint hardware as needed. Make & paint lower door seal attaching trim. Install trim & seals. Disassemble drivers door latch & outer handle, free up, lubricate and reinstall. HRS. 8.5

8/14/12

Worker 1 : Assemble grille, grille trim, splash shields, horn covers, hood ornament etc. Fit and install onto chassis. Install coated exhaust manifolds.(8.5 hrs) HRS. 13.0
Worker 2 : Buff over hood tops & sides & one front fender. Wash and clean tops, sides.(4.5 hrs)

8/15/12

Wkr1 : Rewire horns & install to chassis. Install welting on firewall for hood seal. Install seal to top of radiator for hood & rubber hood bumpers to firewall. Work fitting exhaust system.(8.5) HRS. 10.5
Wkr2: Buff & polish over front fenders, spare tire cover. Paint underside of running boards.(2hrs)

8/16/12

Worker 1 : Install running boards. Fit exhaust system / components. Install left rear fender bracket. Fit and install lower door hinge pins.(8.5 hrs) Worker 2 : Work on exhaust.(2 hrs) HRS. 11.5
Worker 3 : Wet sand and buff header panel over windshield.(1 hr)

8/17/12

Paint and install exhaust. Install hood, front fenders etc. HRS. 8.5

8/20/12

Install pedal seals in driver's floor board. Work on fenders, running board adjustment / fit. HRS. 8.5

8/21/12

Continue assembly. Fit front fenders, hood, etc. HRS. 8.5

8/22/12

Install hood side trim. Work on headlight buckets. Wire reflectors. Wire horns. Install inline fuses to harnesses. Work on front bumper brackets. HRS. 5.5

8/24/12

Work on passenger taillight mount / adjustment, rear gravel guard, etc. HRS. 3.0

8/27/12

Torque rear axle / spindle nuts. Sand / buff, install spare tire stainless trim. Assemble lock, seal, etc. HRS. 3.0

TOTAL HOURS LABOR : 98.5


LABOR : \$6,107.00

TOTAL from PARTS & MATERIALS INVOICE : \$1,233.00

TOTAL DUE : \$7,340.00

Thank you,

Jim Lowrey



LOWREY'S AUTO RESTORATION

183 School Street - Tilton, NH 03276

603-286-7488 Fax 603-286-3356

August 9, 2012

1936 FORD WAGON - #2
 Turon, CA 94920

7-11-12 through 8-8-12

LABOR

7/11 & 7/12/12

7/11 - Wash car down. Start sorting parts. Assembly.(7.5 hrs) HRS. 16.0

7/12 - Install engine and trans.(8.5 hrs)

7/13/12

Assembly - work on exhaust manifold installation, park brake assembly, cowl / firewall installation, starter switch and wiring, torque tube coupler cover, clutch linkage, etc. HRS. 8.5

7/16/12

Worker 1 : Work on wiring. Clean and paint starter, headlamp switch housing. Mount fuse panel to firewall. Install gas filler neck to tank. Adjust clutch pedal. Hookup park brake linkage.(7.5 hrs) HRS. 8.5

Worker 2 : Sand generator, fan and oil breather for paint.(1 hr)

7/17/12

Install & wire starter. Install engine splash shields. Inst. wiring harness to headlamp switch. Run light harness & taillamp crossover harness. Work on taillamp stanchion mounting. Inst. tailgate chains & covers. Remove tailgate spring. Disassemble taillamps for paintwork. Work on hardware. HRS. 8.5

7/18/12

Install spare tire carrier. Accelerator linkage through firewall. Work on generator. Continue assembling small items. HRS. 2.5

7/19 & 7/20/12

7/19 - Work on fuel line, generator, floor pan / trans tunnel and cowl vent. Remove inner door latches, trim, etc. and tailgate steel panel for paintwork.(8 hrs) HRS. 9.0

7/20 - Install cowl vent.(1 hr)

7/23 & 7/30/12

7/23 - Organize parts. Make list of small parts needed.(3 hrs) HRS. 7.5

7/30 - Continue assembly.(4.5 hrs)

7/31 & 8/1/12

7/31 - Work on floor boards and trans tunnel.(6 hrs) HRS. 14.5

8/1 - Rebuild vac. wiper motor. Fit interior header panel. Paint and install center rear seat catches and wood blocks, hardware, etc.(8.5 hrs)

8/20 & 8/3/12

8/2 - Fit and install rear fenders. Install welting. Install wiper motor.(6.5 hrs) HRS. 14.5

8/3 - Worker1:Install fit inner fender aprons. Work on fitting rear bumper to body apron.(4 hrs)

Worker 2 : Prep parts for paint - taillights, radiator, header panel over w.s. and air cleaner.(4 hrs)

8/6/12

Wkr1: Work on adjusting brake linkage. Install trans tunnel & floorboards. Work on side curtain/window tracks. Route & inst. wiper vacuum line.(7hrs) Wkr2: Bodywork & sand int. parts for paint & prime. Bodywork taillight brackets, air cleaner & taillight wire covers.(6.5 hrs). HRS. 13.5

8/7/12

Worker 1 : Work on side curtain tracks.(6.5 hrs) HRS. 15.0

Worker 2 : Finish bodywork and prime taillight brackets, air cleaner, taillight wire covers, interior header panel, radiator braces, fender braces and door latches.(8.5 hrs)

8/8/12

Sand primer on taillight brackets, air cleaner, taillight wire covers, interior header panel, radiator braces, fender braces and door latches for paint. HRS. 8.5

TOTAL HOURS LABOR : 126.5


LABOR : \$7,843.00

TOTAL from PARTS & MATERIALS INVOICE : \$1,228.00

TOTAL DUE : \$9,071.00

Thank you,

Jim Lowrey



LOWREY'S AUTO RESTORATION

183 School Street ~ Tilton, NH 03276

603-286-7488 Fax 603-286-3356

November 1, 2011

1936 FORD WAGON - #2
Tiburon, CA 94920

8-15-11 through 9-20-11

LABOR

8/15/11

Clean parts, wash, DP seal & paint. (3 coats black chroma & 4 coats clear)

HRS. 2.0

8/25/11

Wet sand & buff both rear fenders and start right hood top.

HRS. 7.5

8/26/11

Continue buffing. Sort and store finish pieces. Wash and set up small pieces on rack - part prep.

HRS. 7.5

8/29/11

Wet sand and buff and touch up.

HRS. 7.5

8/30/11

Continue sanding and buffing.

HRS. 5.5

8/31/11

Finish buffing.

HRS. 6.0

9/19/11

Sandblast, hammer dents and start bodywork on oil pan.

HRS. 1.0

9/20/11

Bodywork on pan.

HRS. 1.0

TOTAL HOURS LABOR : 38.0

LABOR : \$2,356.00

TOTAL from PARTS & MATERIALS INVOICE : \$6,496.00

TOTAL DUE : \$8,852.00

Thank you,

Jim Lowrey



LOWREY'S AUTO RESTORATION

183 School Street - Tilton, NH 03276

603-286-7488 FAX 603-286-3356

LOWREY'S AUTO RESTORATION

183 SCHOOL STREET

TILTON, NH 03276

603-286-7488

FAX 603-286-3356

www.lowreysautore restoration.com

September 29, 2011

San Francisco, CA 94105


1936 WAGON # 2

Woodwork Progress Billing - Varnish Work

\$ 3,000.00

Thank you,

Jim Lowrey



LOWREY'S AUTO RESTORATION

183 School Street - Tilton, NH 03276

603-286-7488 FAX 603-286-3356

LOWREY'S AUTO RESTORATION

183 SCHOOL STREET

TILTON, NH 03276

603-286-7488

FAX 603-286-3356

www.lowreysautore restoration.com

August 11, 2011

San Francisco, CA 94105

1936 WAGON # 2

Set of Side Curtains for Ford Wagon
with Hardware and Shipping

\$ 3,050.00

Thank you,

Jim Lowrey



LOWREY'S AUTO RESTORATION

183 School Street - Tilton, NH 03276

603-286-7488 FAX 603-286-3356

LOWREY'S AUTO RESTORATION

183 SCHOOL STREET

TILTON, NH 03276

603-286-7488

FAX 603-286-3356

www.lowreysautore restoration.com

August 2, 2011

LP

San Francisco, CA 94105

'36 WAGON # 2

Woodwork - Progress Billing

\$ 7,200.00

Thank you,

Jim Lowrey



LOWREY'S AUTO RESTORATION

183 School Street - Tilton, NH 03276

603-286-7488 FAX 603-286-3356

LOWREY'S AUTO RESTORATION

183 SCHOOL STREET

TILTON, NH 03276

603-286-7488

FAX 603-286-3356

www.lowreysautorestitution.com

June 6, 2011

LP

San Francisco, CA 94105


1936 FORD WAGON # 2

Progress Billing - Woodwork Deposit

\$ 7,200.00

Thank you,

Jim Lowrey



LOWREY'S AUTO RESTORATION

183 School Street - Tilton, NH 03276

603-286-7488 Fax 603-286-3356

February 1, 2010

1936 FORD WAGON - #2
Tiburon, CA 94920

12-22-09 through 1-28-10

LABOR

12/22/09

Set-up, wash, tack, DP seal and paint prepped parts - 4 coats winterleaf and 3 coats clear. HRS. 2.0

1/6/10

Remove rear fender. Wet sand and prime. Work on power steering leak. HRS. 3.5

1/7/10

Sand primer on fender and mask for paint. Remove front roof trim piece & prep for paint. Work on power steering leak and set up on stands for assembly. HRS. 3.0

1/8/10

Paint fenders. HRS. 6.5

1/11/10

Break down parts & set up next load to be painted. Wash, tack, DP seal and paint 4 coats black chromabase and 4 coats clear. HRS. 7.5

1/12/10

Break down parts in booth. Set up next load. Wash, tack, DP seal and paint 4 coats black chromabase & 4 coats clear. Paint small group of parts w/John Deere. Sandblast & fill column. HRS. 6.5

1/13/10

Finish bodywork on column tube. Prep & prime lock assembly. HRS. 2.0

1/22/10

Sand and polish grill and hood, stainless. HRS. 4.5

1/25/10

Fit lower grille panel to grille. Fit side panels to grille & tweak for fit. Disassemble parts. Wash & mask grille for bodywork. Sand w/80G & prime w/DP and let set before bodywork. Finish polishing hood stainless & wrap it up & mark it. HRS. 4.5

1/27/10

Start bodywork on grille. HRS. 3.0

1/28/10

Finish bodywork on grille. Wash, DP seal and prime. HRS. 3.5

TOTAL HOURS LABOR : 46.5

LABOR : \$2,883.00


TOTAL from PARTS & MATERIALS INVOICE : \$1,565.00

TOTAL DUE : \$4,448.00

Thank you,

Jim Lowrey

Please be advised that Lowrey's Auto Restoration does not provide insurance for your vehicle while it is here on this property.



LOWREY'S AUTO RESTORATION

183 School Street - Tilton, NH 03276

603-286-7488 Fax 603-286-3356

December 22, 2009

1936 FORD WAGON - #2

11-30-09 through 12-22-09

e Tiburon, CA 94920

LABOR

11/30/09

Worker 1 : Prep wood for body mount and clean up and paint (w/John Deere black). Fill pits in washers and bolts for rear mount and paint. Sand trans. cover for the floor - prep for paint. Break down painted parts in booth.(4.5 hrs) Worker 2 : Continue assembly.(4 hrs) HRS. 8.5

12/1/09

Worker 1 : Continue assembly. Install body on chassis.(7.5 hrs) Worker 2 : Wet sand and buff cowl and firewall. Unmask and clean. Move to assembly shop and mount on frame. Start sanding spare tire cover for paint.(6.5 hrs) HRS. 14.0

12/2/09

Worker 1 : Continue assembly.(4.5 hrs) Worker 2 : Clean and set up parts in booth. Wash, tack, DP seal and paint 3 coats - winterleaf and 3 coats clear. Continue sanding spare tire cover pieces.(5.5 hrs) HRS. 10.0

12/3/09

Continue assembly. HRS. 7.5

12/7/09

Prep parts for shipment to woodworking. HRS. 5.5

12/8/09

Worker 1 - Sand spare tire pieces for paint.(1 hr) Worker 2 - Prep parts for shipping.(3 hrs) HRS. 4.0

12/9/09

Finish sanding out spare tire pieces for paint. Touch-ups. HRS. 4.0

12/10/09

Paint steering wheel and hinges. DP seal and paint black - 3 coats, and clear - 3 coats. HRS. 3.0

TOTAL HOURS LABOR : 56.5

LABOR : \$3,503.00

TOTAL from PARTS & MATERIALS INVOICE : \$1,582.00

TOTAL DUE : \$5,085.00

Thank you,

Jim Lowrey



LOWREY'S AUTO RESTORATION

183 School Street - Tilton, NH 03276

603-286-7488 Fax 603-286-3356

November 25, 2009

1936 FORD WAGON - #2

10-23-09 through 11-25-09

City Tiburon, CA 94920

LABOR

10/23/09

Clean and polish SS on steering wheel. Mask and sand steering wheel. HRS. 1.5

10/27/09

Remove ignition lock. HRS. 0.5

11/2/09

Set up booth. Prep body - blow off, wash, mask & tack. DP seal and paint (black chroma) and clearcoat bottom of body. HRS. 7.0

11/3/09

Prep booth and prepare next group of parts for paint. Wash, tack, DP seal and paint 3 coats Black Centari. HRS. 6.0

11/4/09

Break down booth - transfer parts to assembly shop and organize. De-nib bottom of body. Buff and polish. Flip body and wash with DP 320. HRS. 6.5

11/5/09

Mask off black paint on body. Wash, tack, DP seal and paint - winterleaf brown - and clearcoat top of floor. Set up rack and paint assorted pieces with John Deere Black. HRS. 6.5

11/6/09

Break down booth - bring painted parts to assembly. Set up booth for next group. Blow off parts, wash, tack, DP seal and paint Black Centari - 3 coats. HRS. 6.5

11/9/09

Store frame and rear end. Strip wash (with DP320), sand blast and start bodywork. HRS. 7.5

11/10/09

Finish bodywork on spare tire cover and parts. Sand steering wheel for paint. HRS. 4.0

11/12/09

Mask floor, wash, tack Dp seal and paint 3 coats - chroma black and clearcoat 4 coats. HRS. 4.0

11/18/09

Worker 1 : Wash, tack and sprayfill spare tire cover and pieces inside and out. Wash, tack and paint assorted suspension parts (centari - 3 coats). Hang, wash, tack and paint spring leaves and horns (John Deere - 2 coats).(5.5 hrs) Worker 2 : Work on chassis assembly.(5.5 hrs) HRS. 11.0

11/19/09

Chassis assembly. HRS. 5.5

11/20/09

Sand sprayfill on tire cover and center cone. HRS. 2.0

11/23/09

Continue chassis assembly. HRS. 5.0

11/24/09

Chassis assembly. HRS. 7.5

11/25/09

Finish chassis assembly and mount tires.

HRS. 5.0

TOTAL HOURS LABOR : 86.0

LABOR : \$5,332.00

TOTAL from PARTS & MATERIALS INVOICE : \$5,426.00

TOTAL DUE : \$10,758.00

Thank you,

Jim Lowrey



LOWREY'S AUTO RESTORATION

183 School Street - Tilton, NH 03276

603-286-7488 Fax 603-286-3356

October 26, 2009

1936 FORD WAGON - #2

10-5-09 through 10-22-09

Tiburon, CA 94920

LABOR

10/5/09

Sand parts for paint.

HRS. 7.5

10/6/09

Start sanding on bottom of body for paint.

HRS. 7.5

10/7/09

Continue sanding on bottom of body for paint.

HRS. 7.5

10/8/09

Continue sanding on bottom of body for paint. Straighten, sandblast, grind, fill, sand, DP seal and prime.

HRS. 7.5

10/12/09

Seam seal bottom of body. Finish minor sanding.

HRS. 4.0

10/13/09

Inventory existing hardware and make up list for hardware order.

HRS. 3.5

10/14/09

Inventory existing parts that came with vehicle and make up list for parts order.

HRS. 3.0

10/15/09

Continue sorting and inventory on parts and finish parts order.

HRS. 3.0

10/22/09

Inventory large parts order received. Sort and store.

HRS. 1.5

TOTAL HOURS LABOR : 45.0

LABOR : \$2,790.00

TOTAL from PARTS & MATERIALS INVOICE : \$5,526.00

TOTAL DUE : \$8,316.00

Thank you,

Jim Lowrey



LOWREY'S AUTO RESTORATION
 183 School Street - Tilton, NH 03276
 603-286-7488 Fax 603-286-3356

October 5, 2009

1936 FORD WAGON - #2
 Tiburon, CA 94920

9-2-09 through 10-2-09

LABOR

9/2/09

Clean off grease and oil. Remask, sand sprayfill, wash, DP seal and prime. Start sanding chassis parts for paint. HRS. 7.5

9/3 & 9/4/09

9/3 - Continue sanding chassis parts for paint.(7.5 hrs) HRS. 15.0

9/4 - Sand more chassis components for paint.(7.5 hrs)

9/8 & 9/9/09

9/8 - Continue sanding suspension parts and rims.(7.5 hrs) HRS. 15.0

9/9 - Sand more suspension parts.(7.5 hrs)

9/10 & 9/11/09

9/10 - Start sanding on frame for paint.(7.5 hrs) HRS. 15.0

9/11 - Continue sanding frame for paint.(7.5 hrs)

9/14 & 9/15/09

9/14 - Sand frame for paint.(7.5 hrs) 9/15 - Finish sanding on frame and seam seal body mounts. HRS. 15.0

Sandblast, grind, bodywork, wash, DP seal and prime gas tank.(7.5 hrs)

9/16 & 9/17/09

9/16 - Sand assorted parts for paint.(7.5 hrs) HRS. 13.5

9/17 - Continue sanding additional parts in preparation for paint.(6 hrs)

9/18 & 9/21/09

9/18 - Continue sanding parts for paint.(7.5 hrs) HRS. 15.0

9/21 - Finish sanding assorted sm. parts & start sanding outside of body pieces for paint.(7.5 hrs)

9/22 & 9/23/09

9/22 - Finish right and left hood sides (w/louvers).(7.5 hrs) HRS. 15.0

9/23 - Sand more assorted pieces for paint.(7.5 hrs)

9/24 & 9/25/09

9/24 - More sanding on assorted pieces for paint. Prime column tube.(7.5 hrs) HRS. 15.0

9/25 - Continue sanding assorted pieces. Start sanding fenders.(7.5 hrs)

9/28 & 9/29/09

9/28 - Continue sanding inside and out on rear and front fenders for paint.(7.5 hrs) HRS. 15.0

9/29 - Finish fenders and start sanding on body (top side) for paint.(7.5 hrs)

9/30 & 10/1/09

9/30 - Finish sanding cowl area and start floors.(7 hrs) HRS. 14.5

10/1 - Continue sanding on floors for paint.(7.5 hrs)

10/2/09

Finish sanding top of body and floors. Seam seal edges. HRS. 7.5

TOTAL HOURS LABOR : 163.0

Thank you,

Jim Lowrey

LABOR : \$10,106.00

TOTAL from PARTS & MATERIALS INVOICE : \$544.00

TOTAL DUE : \$10,650.00



LOWREY'S AUTO RESTORATION

183 School Street - Tilton, NH 03276

603-286-7488 Fax 603-286-3356

August 21, 2009

1936 FORD WAGON - #2
Tiburon, CA 94920

7-21-09 through 8-12-09

LABOR

7/21/09			
Rotate body and start bodywork on top.	HRS.		7.5
7/22 & 7/23/09			
7/22 - Continue bodywork on top.(7.5 hrs) 7/23 - More bodywork on top.(7.5 hrs)	HRS.		15.0
7/24/09			
Finish bodywork on body and bodywork on 4 rims. Take tire off 5th rim.	HRS.		7.5
7/27/09			
Set up body and front fenders in booth. Wash & sprayfill. Set up 5 rims & suspension parts in booth. Wash, DP seal, tack and prime (3 coats). Clean & mask spindles & ring pins for paint. Hammer and dolly front seat pan (dents).	HRS.		7.5
7/28/09			
Start sanding sprayfill on top of body and fill small voids.	HRS.		7.5
7/30/09			
Continue sanding sprayfill on top of body.	HRS.		7.5
7/31/09			
Finish body sanding and prime. Start sanding sprayfill on frame.	HRS.		7.0
8/3 & 8/4/09			
8/3 - Continue sanding sprayfill on frame. (fill small voids)(7.5 hrs)	HRS.		15.0
8/4 - Continue sanding sprayfill on frame.(7.5 hrs)			
8/5 & 8/6/09			
8/5 - Finish frame sanding and start other assorted pieces (sanding sprayfill).(7.5 hrs)	8/6	HRS.	15.0
- Set up, wash, DP seal & prime (frame, front axle & assorted pieces). Sand more sprayfill on asst. pcs.(7.5 hrs)			
8/7 & 8/11/09			
8/7 - Sand sprayfill parts.(7.5 hrs) 8/11 - Finish sanding sprayfill on rt. front fender. (fill small voids).(4.5 hrs)	HRS.		12.0
8/12/09			
Clean, tack, DP seal and prime assorted pieces.	HRS.		3.0

TOTAL HOURS LABOR : 104.5


LABOR : \$6,479.00

TOTAL from PARTS & MATERIALS INVOICE : \$1,442.00

TOTAL DUE : \$7,921.00

Thank you,

Jim Lowrey



LOWREY'S AUTO RESTORATION
183 School Street - Tilton, NH 03276
603-286-7488 Fax 603-286-3356

July 21, 2009

1936 FORD WAGON - #2
Tiburon, CA 94920

6-22-09 through 7-20-09

LABOR

6/22/09

Finish bodywork on frame.

HRS. 7.5

6/23/09

Bodywork on assorted pieces.

HRS. 7.5

6/24/09

Bodywork on assorted pieces. Repair tailgate hinge - make new end & weld.

HRS. 7.5

6/25/09

Sprayfill bodyworked parts and start bodywork on front fender.

HRS. 7.5

6/26/09

Start bodywork on right front fender and start the left one.

HRS. 7.5

7/9/09

Finish left front fender. Remove seat brackets and rear wood supports and start to hammer and dolly out floor dents.

HRS. 7.5

7/10/09

Shrink with torch. Grind top and blast. Flip body over and finish welding & patches on bottom. Shrink some spots. Grind welds.

HRS. 7.5

7/13/09

Finish welding, grinding and shrinking. Sandblast underside for light rust all over. Start bodywork on bottom.

HRS. 7.5

7/14/09

Continue bodywork on bottom and outer rockers. Strip out lead from windshield post and fill with all metal.

HRS. 7.5

7/15/09

Continue bodywork on lower firewall and cowl, jambs, etc.

HRS. 7.5

7/16/09

Continue bodywork on rear 1/2 of bottom floor.

HRS. 7.5

7/17 & 7/20/09

7/17 - Finish bodywork on bottom and sprayfill. Start bodywork on rims.(7.5 hrs)

HRS. 15.0

7/20 - Sand sprayfill and prime bottom of body.(7.5 hrs)

TOTAL HOURS LABOR : 97.5


LABOR : \$6,045.00

TOTAL from PARTS & MATERIALS INVOICE : \$4,884.00

TOTAL DUE : \$10,929.00

Thank you,

Jim Lowrey



LOWREY'S AUTO RESTORATION

183 School Street - Tilton, NH 03276

603-286-7488 Fax 603-286-3356

June 22, 2009

1936 FORD WAGON - #2
Tiburon, CA 94920

5-26-09 through 6-19-09

LABOR

5/26/09

Start bodywork on hood sides w/louvers. Both sides.

HRS. 7.5

5/27/09

Worker 1 : Finish hood sides and start bodywork on hood tops.(7.5 hrs)

HRS. 10.0

Worker 2 : Take plates off frame. Sand blast.(2.5 hrs)

5/28/09

Finish hood tops. Sand blast and bodywork headlight buckets. Set up and sprayfill prepped parts.

HRS. 7.5

5/29/09

Break down booth and start blocking sprayfilled parts.

HRS. 7.5

6/1/09

Continue sanding sprayfill.

HRS. 7.5

6/2/09

Continue sanding sprayfill and prime a load of parts.

HRS. 7.5

6/3/09

Sand sprayfill on rear fenders in & out. Gather and sand blast more small parts. Start filling pits.

HRS. 7.5

6/4/09

Finish additional small pieces. Set up booth and prime all.

HRS. 7.5

6/5/09

Finish bodywork on engine pan. Blast clean and mask 4 brake drums. Blast and fill more parts.

HRS. 7.5

6/8 & 6/9/09

6/8 - Gather, sand blast and bodywork more assorted small pieces.(7.5 hrs)

HRS. 15.0

6/9 - Prep and prime assorted small pieces.(7.5 hrs)

6/10/09

Finish bodywork and prime small pieces.

HRS. 4.5

6/11/09

Worker 1 : Pick up from bead blaster.(3 hrs) Worker 2 : Unload parts. Straighten out frame lips - weld.

HRS. 7.0

Start bodywork on rear end.(4 hrs)

6/12/09

Finish rear end and start other suspension parts. (remove spring mts w/torch & chisel).

HRS. 7.5

6/15/09

Worker 1 : Straighten axle. Bodywork on more suspension parts.(7.5 hrs)

HRS. 15.5

Worker 2 : Assist straightening front axle. Fix frame.(6.5 hrs)

Worker 3 : Start installation of shackle bushings.(1.5 hrs)

6/16/09

Worker 1 : Continue bodywork on suspension parts and engine pans.(7.5 hrs)

HRS. 13.5

Worker 2 : Finish frame. Start fixing rust on body. Fill holes in dash and prefit.(6 hrs)

6/17/09

Worker 1 : Break down and clean booth. Set up and DP seal some pieces. DP and prime some pieces.

HRS. 14.5

Sprayfill some pieces. Start bodywork on front.(7.5 hrs)

Worker 2 : Patch rocker and front floors. Fill holes.(7 hrs)

6/18/09

Worker 1 : Continue bodywork on frame.(7.5 hrs) Worker 2 : Sand sprayfill.(2.5 hrs)

HRS. 10.0

6/19/09

Continue bodywork on frame.

HRS. 7.5

TOTAL HOURS LABOR : 165.0

LABOR : \$10,230.00

TOTAL from PARTS & MATERIALS INVOICE : \$3,250.00

TOTAL DUE : \$13,480.00

Thank you,

Jim Lowrey

Please be advised that Lowrey's Auto Restoration does not provide insurance for your vehicle while it is here on this property.



LOWREY'S AUTO RESTORATION

183 School Street - Tilton, NH 03276

603-286-7488 Fax 603-286-3356

May 26, 2009

1936 FORD WAGON - #2
Tiburon, CA 94920

4-11-09 through 5-22-09

LABOR

4/21/09

Work at straightening grille. HRS. 3.5

5/7/09

Worker 1 : Work on straightening grille - bodywork, metalwork.(8.5 hrs) HRS. 14.5

Worker 2 : Gather, organize parts and set up hardware for mock up and front end assembly.(6 hrs)

5/8/09

Worker 1 : Fit nose and fix grille.(8.5 hrs) HRS. 16.0

Worker 2 : Take wood body off & assy. sheet metal and adjust.(7.5 hrs)

5/11/09

Wkr 1 : Work on hood tops & side fit. Cut sides to fit and tig. Start on passenger fender.(8.5 hrs) HRS. 16.0

Wkr 2 : Sandblast small pieces & start bodywork on them.(7.5 hrs)

5/12/09

Worker 1 : Hammer & dolly fenders. Shrink wheel pass. fender. Final fit nose on car.(8.5 hrs) HRS. 16.0

Worker 2 : Continue bodywork on small pieces (interior parts).(7.5 hrs)

5/13/09

Worker 1 : Disassemble car . Set up frame on jig. Put brace on body. Finish grille.(8.5 hrs) HRS. 16.0

Worker 2 : Finish bodywork on small pieces. Assist with frame breakdown and getting body on cart. Start sand blasting small pieces from frame.(7.5 hrs)

5/14/09

Worker 1 : Finish taking front & rear end apart. Straiting frame rails.(7 hrs) HRS. 11.5

Worker 2 : Continue to sand blast and bodywork small pieces.(4.5 hrs)

5/15/09

Worker 1 : Prep for transport to sand blasting. Load trailer.(3 hrs) HRS. 10.5

Worker 2 : Finish bodywork on small pieces. Set up, DP seal and prime (3 coats).(7.5 hrs)

5/18/09

Worker 1 : Degrease parts and tape up.Finish loading trailer. Dismount tires.(5.5 hrs) HRS. 13.0

Wrkr 2 : Break down primed parts in booth. Finish bodywork on both louvered inner fenders. (7.5)

5/19/09

Bodywork fender to grille extensions in and out. Start rear fender. HRS. 7.5

5/20/09

Worker 1 : Finish 1 rear fender in & out. Start 2nd rear fender.(7.5 hrs) HRS. 10.5

Worker 2 : Bodywork and paint.(3 hrs)

5/21 & 5/22/09

5/21 - Finish 2nd rear fender.(7.5 hrs) 5/22 - Sand blast. Separate hood sides from tops. Start bodywork on small pieces.(6.5 hrs) HRS. 14.0

TOTAL HOURS LABOR : 149.0

Thank you,

LABOR : \$9,238.00

TOTAL from PARTS & MATERIALS INVOICE : \$972.00

Jim Lowrey

TOTAL DUE : \$10,210.00



LOWREY'S AUTO RESTORATION

183 School Street - Tilton, NH 03276

603-286-7488 Fax 603-286-3356

May 5, 2008

1936 FORD WAGON - #2

11-19-07 through 5-2-08

Tiburon, CA 94920

LABOR

11/19/07

Work on all latches and windows.

HRS. 7.5

4/8 & 4/9/08

4/8 - Disassemble vehicle. Start to paint strip fenders.(8.5 hrs)

HRS. 17.0

4/9 - Finish paint stripping fenders. Grind mud off fenders. Prepare cowl for stripping.(8.5 hrs)

4/10/08

Grind mud off hood tops & sides. Paint strip hood tops and sides and cowl. Finish pass. front fender and shrink wheel. Shrink wheel hoods.

HRS. 8.5

4/11 & 4/14/08

4/11 - Finish stripping hood sides. Use stripping wheel on hoods and cowl. Weld cracks in trans. cover.(6 hrs) 4/14 - Take wood body apart. Sort and store parts. Start to disassemble engine. Take cowl apart to fit bottom of cowl.(7 hrs)

HRS. 13.0

4/15 & 4/16/08

4/15 - Finish taking car apart. Take cowl off car.(8.5 hrs) 4/16 - Make patches for holes in rear floor and weld in. Repair wheel wells. Sort and store disassembled parts.(6 hrs)

HRS. 14.5

4/18/08

Sort and store disassembled parts.

HRS. 2.0

4/28/08

Start repairing cowl.

HRS. 4.0

4/29/08

Finish outside and bottom of cowl. Finish pass. inside of cowl.

HRS. 8.5

4/30/08

Make pass. front rocker. Finish inside cowl. Put wood body on.

HRS. 8.5

5/1/08

Finish rockers. Put front fenders back in. Prefit wood floors and tunnel.

HRS. 8.5

5/2/08

Repair rear fenders. Screw wheel wells on. Put rear fenders on car.

HRS. 7.0

TOTAL HOURS LABOR : 99.0

LABOR : \$6,138.00

TOTAL from PARTS & MATERIALS INVOICE : \$288.00

TOTAL DUE : \$6,426.00

Thank you,

Jim Lowrey

Please be advised that Lowrey's Auto Restoration does not provide insurance for your vehicle while it is here on this property.



LOWREY'S AUTO RESTORATION

183 School Street ~ Tilton, NH 03276

603-286-7488 Fax 603-286-3356

October 25, 2007

1936 FORD WAGON - #2
Tiburon, CA 94920

7-25-07 through 8-9-07

LABOR

7/25/07

Make rear pan.

HRS. 5.5

7/26/07

Finish making rear pan. Rebuild the end of wheel wells.

HRS. 5.0

8/9/07

Repair rear pan. Bodywork.

HRS. 7.5

TOTAL HOURS LABOR : 18.0

LABOR : \$1,080.00

TOTAL from PARTS & MATERIALS INVOICE : \$39.00

TOTAL DUE : \$1,119.00

Thank you,

Jim Lowrey